

2022 national curriculum tests

Key stage 2

English reading

Reading answer booklet

First name						
Middle name						
Last name						
Date of birth	Day		Month		Year	
School name						
DfE number						



[BLANK PAGE]

Please do not write on this page.



Instructions

Questions and answers

You have one hour to complete this test, answering the questions in the answer booklet. Read one text and answer the questions about that text before moving on to read the next text. There are three texts and three sets of questions.

In this booklet, there are different types of question for you to answer in different ways. The space for your answer shows you what type of answer is needed. Write your answer in the space provided. Do not write over any barcodes.

Short answers

Some questions are followed by a short line or box. This shows that you only need to write a word or a few words in your answer.

Several line answers

Some questions are followed by a few lines. This gives you space to write more words or a sentence or two.

Longer answers

Some questions are followed by more answer lines. This shows that a longer, more detailed answer is needed. You can write in full sentences if you want to.

Selected answers

For some questions you do not need to write anything at all and you should tick, draw lines to or circle your answer. Read the instructions carefully so that you know how to answer the question.

Marks

The number under each line at the side of the page tells you the number of marks available for each question.

As this is a reading test, you must use the information in the texts to help you to answer the questions. When a question includes a page reference, you should refer to the text on that page to help you with your answer.

You have one hour to read the texts in the reading booklet and answer the questions in this booklet.



Questions 1–11 are about *The Parsnips* (pages 4–6)

1 Veronika’s football team has two names.

What are the **two** names?

1. _____

2. _____

1 mark

2 What effect did the knock on the door have on Veronika and her family?

1 mark

3 (a) Who knocked on the door?

1 mark

(b) How can you tell this person was in a good mood?

1 mark



4 The Parsnips were going to a tournament.

Where was it being held?

1 mark

5 Look at page 6.

"I just have to..."

Veronika stopped speaking in the middle of a sentence.

What was she going to say?

I just have to _____

1 mark



6

(a) **Find** and **copy one** word which shows that Yuri was not very careful when he put Veronika's bag down.

1 mark

(b) How can you tell that Veronika did **not** trust Yuri to pack her bag properly?

Give **two** ways.

1. _____

2. _____

2 marks

7

Look at the paragraph beginning: "*I believe you...*" (page 6).

How can you tell that Veronika was feeling excited?

Give **two** ways.

1. _____

2. _____

2 marks



8

My heart began beating fast (page 6).

Find and **copy two** other words from the same paragraph which mean that something is quick.

1. _____

2. _____

2 marks

9

Draw **three** lines to match each character to the most suitable description.

One has been done for you.

Yuri	—	humorous
Veronika		disorganised
Uncle		cheerful
Megan		wise

1 mark



10 Why has the information on page 4 been included?

Tick **one**.

so that their fans learn which league the team plays in

so that the coach knows who is playing on the team

so that readers have background information about the story

so that readers can pick their favourite character

1 mark

11 Number the following events 1 – 5 to show the order in which they happened.

The **last** one has been done for you.

Veronika waved to her family.

Yuri handed Veronika her kit bag.

Veronika met Sofi.

Veronika walked out to the bus.

Veronika helped Uncle up the steps.

1 mark



Questions 12–23 are about *My Circus Life* (pages 8–9)

12 When Vladik was still a child, he was so skilled that he was allowed to...

Tick **one**.

perform at the circus.

go to Monte Carlo.

give his parents advice.

join the cast of *Dralion*.

1 mark

13 What **two** skills did Vladik show a natural talent for as a child?

1. _____

2. _____

1 mark

14 Name **two** cities where Vladik has performed.

1. _____

2. _____

1 mark



15 Underline **one** word in the quotation below that suggests that Vladik's performances are carefully rehearsed.

Combining a seamless mix of acrobatics, dance and juggling, the star has performed with a range of companies...

 1 mark

16 Look at Vladik's answer to the question: ***What will most appeal to kids about this show?***

How does the text suggest that it is very active on the stage?

Give **two** ways.

1. _____

2. _____

 1 mark

17 Look at page 9.

Vladik is always changing his *Dralion* performance.

Give **two** ways that these changes to his performance happen.

1. _____

2. _____

 2 marks



18

Look at page 9.

According to the text, what makes it difficult for Vladik to do a new trick on stage?

1 mark

19

Look at Vladik's answer to the question beginning: ***How does your daughter react...***

When Vladik says *they*, who is he referring to?

Tick **one**.

his daughter

his other children

circus performers

children in general

1 mark



20

Look at page 9.

What does Vladik say that he and his daughter have in common?

Tick **one**.

They are brilliant jugglers.

They love to watch circus performances.

They are natural performers.

They like to run around instead of sitting still.

1 mark**21**Look at Vladik's answer to the question: ***Are there any particular lessons your father taught you that you still use today?***

How do you know that Vladik's father was a big influence on him?

Give **two** ways.

1. _____

2. _____

2 marks

22

Complete the table below with facts from the text.

Age that Vladik is now:	
How long Vladik has been doing this routine:	
Age his daughter started walking:	
Age that Vladik started dance classes:	

2 marks

23

Which of the following gives the best summary of the whole text?

Tick **one**.

It tells children how to join the circus.

It looks at an unusual career.

It gives tips on how to juggle.

It shows how much performers travel.

1 mark



Questions 24–35 are about *A Traveller in Time* (pages 10–11)

24

Look at the first paragraph, beginning: *Ours was a steep...*

Penelope’s description of the stairway makes it seem...

Tick **one**.

damp and dark.

cramped and unsafe.

old and dusty.

stylish and never used.

1 mark

25

Why did Penelope like sitting in the stairway?

1 mark

26

Look at the first paragraph, beginning: *Ours was a steep...*

Find and **copy one** word that shows that the evening was getting dark.

1 mark



27

How did Penelope always know when the lamplighter was approaching?

1 mark

28

Look at the paragraph beginning: *I was suddenly...*

What suggests that the lady had seen Penelope?

1 mark

29

Look at the top of page 11.

Give **three** ways you can tell things have gone back to normal.

1. _____

2. _____

3. _____

2 marks



30 Choose the best group of words to fit the sentences.

Draw a circle around your choice.

(a) When Penelope saw the lady, she described...

why the lady
was there.

what she
could see
and smell.

who the
lady was.

what she
could touch
and taste.

1 mark

(b) As soon as the lady went away, Penelope...

felt frightened.

looked for
her mother.

felt relieved.

looked for
the lady.

1 mark

31 *...I went thoughtfully down to the basement where my mother was cooking...*

What might Penelope have been thinking at this point in the story?

1 mark



32

(a) What was Penelope's mother's explanation for what Penelope had seen?

1 mark

(b) Why might Penelope have been frustrated by her mother's explanation?

1 mark

33

Think about the whole text.

What impressions do you get of Penelope as she describes her unusual experience?

Give **two** impressions, using evidence from the text to support your answer.

1. _____

2. _____

3 marks



34

The extract you have read is the beginning of a longer story.

Which of these is **most likely** to happen next?

Tick **one**.

Penelope will forget all about the lady.

Penelope's mother will ask lots of questions about the lady.

Penelope will try to find out about the lady.

Penelope and her mother will search the house for the lady.

1 mark

35

Think about the whole text.

How is a mysterious atmosphere created?

Give **two** ways, using evidence from the text to support your answer.

1. _____

2. _____

3 marks



[END OF TEST]

Please do not write on this page.





Standards
& Testing
Agency

2022 key stage 2 English reading

Reading answer booklet

Print version product code: STA/22/8410/p ISBN: 978-1-78957-259-9

Electronic PDF version product code: STA/22/8410/e ISBN: 978-1-78957-279-7

For more copies

Additional copies of this book are not available during the test window.

They can be downloaded afterwards from

<https://www.gov.uk/government/collections/national-curriculum-assessments-practice-materials>.

© Crown copyright 2022

Re-use of Crown copyright in test materials

Subject to the exceptions listed below, the test materials on this website are Crown copyright and you may re-use them (not including logos) free of charge in any format or medium in accordance with the terms of the Open Government Licence v3.0 which can be found on the National Archives website and accessed via the following link: www.nationalarchives.gov.uk/doc/open-government-licence. When you use this information under the Open Government Licence v3.0, you should include the following attribution: 'Contains material developed by the Standards and Testing Agency for 2022 national curriculum assessments and licensed under Open Government Licence v3.0' and where possible provide a link to the licence.



Exceptions – third-party copyright content in test materials

You must obtain permission from the relevant copyright owners, as listed in the '2022 key stage 2 tests copyright report', for re-use of any third-party copyright content which we have identified in the test materials, as listed below. Alternatively, you should remove the unlicensed third-party copyright content and/or replace it with appropriately licensed material.

Third-party content

The Parsnips: Taken from *Girls F.C. 6: What's Ukrainian for Football?*, Walker Books Ltd, 2009. Author: Helena Pielichaty.

My Circus Life: Adapted from an article in *Timeout Magazine Chicago*, 2012 by Kari Kamin.

A Traveller in Time: Taken from *A Traveller in Time*, Jane Nissen Books, 2007. Author: Alison Uttley.

If you have any queries regarding these test materials, contact the national curriculum assessments helpline on 0300 303 3013 or email assessments@education.gov.uk.






The Parsnips



My Circus Life



A Traveller in Time

Reading Booklet

2022 key stage 2 English reading booklet



Contents

The Parsnips

pages 4–6


My Circus Life

pages 8–9


A Traveller in Time

pages 10–11


THE TEAM




Gemma Hurst
DEFENDER




Holly Woolcock
DEFENDER




Dylan McNeil
LEFT WING




Tabinda Shah
STRIKER/MIDFIELDER




Megan Fawcett
GOALKEEPER




Lucy Skidmore
DEFENDER




Jenny-Jane Bayliss
MIDFIELDER




Eve Akboh
STRIKER




Petra Ward
DEFENDER



Veronika Kozak
MIDFIELDER



Daisy McNeil
RIGHT WING



Amy Minter
SUBSTITUTE

THE CLUB – THE FACTS

Name: Parrs Under 11s, also known as “The Parsnips”

Ground: Lornton FC, Low Road, Lornton

Capacity: 500

Plays in: The Nettle Honeyball Women’s League

Sponsor: Sweet Peas Garden Centre, Mowborough

Coach: Hannah Preston

Assistant coach: Katie Regan

Veronika plays for “The Parsnips”, a girls’ football team. In the extract below, Veronika is running late and has just got back to her house. Her sister (Sofi), brother (Yuri) and uncle are all waiting for the arrival of the team bus to pick her up. She is very excited because this is the day of the team’s biggest challenge.

THE PARSNIPS

Waiting for me by the gate was Sofi, her wispy hair stuck to her chubby cheeks, her bottom lip jutting out. “You didn’t come when I called you! You didn’t come and I didn’t know where you were.”

“I am here now, silly,” I said, offering her my hand.

She yawned and slid her hand in mine. It was warm and sticky. “You didn’t come,” she repeated.

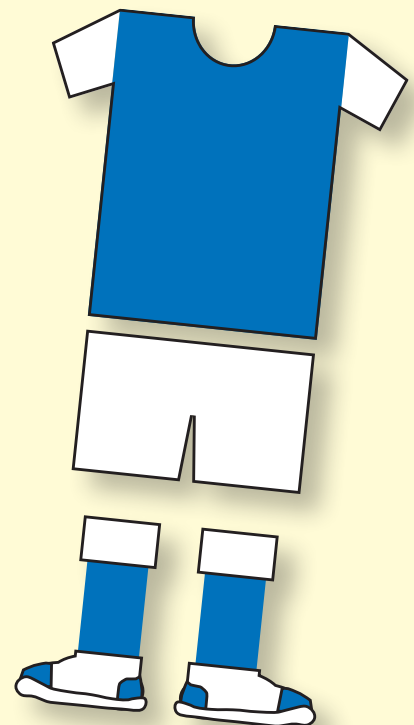
“Veronika, your boots,” Uncle reminded me as I helped him and Sofi up the steps.

“Yes, Uncle, thank you.”

“Always look after your boots. Look after your boots and they will look after you...”

Before I could reply, a banging on the front door startled all three of us. They were here!

Megan, my captain, beamed at me, her face shiny and excited. “Last port of call for Sherburn Sands! All aboard! Who’s coming?”



Behind her, I could see our minibus parked in the middle of the street. Several faces peered through the windows and my team-mates waved at me.

"Please wait," I said, panicking. "I just have to..." I turned, almost bumping into Yuri.

He dumped my bag at my feet. "Your belongings, ma'am."

I frowned at him. What was this? My brother being helpful!

"Is everything in there? My toothbrush? My kit?" I asked anxiously.


He bowed. "Your toothbrush. Your kit. Your Highness."

"You're sure?" I said. If he was playing one of his tricks...

"I'm sure." He gave me a sheepish grin.

"I believe you," I said, giving him a swift kiss on the cheek. I dashed into the front room and kissed Uncle and Sofi, too, then darted back into the hallway. "Be good," I instructed Yuri, hoisting my bag onto my shoulders and following Megan into the street. My heart began beating fast. It was actually happening. World Cup tournament, here I come!

I turned and waved at the three figures at the window – and for a moment I didn't want to go. But only for a moment.



**The test continues on the next page.
Turn over to read the next text.**

This text is an interview with Vladik Miagkostourov, a juggler and acrobat with a famous travelling circus. Downloaded from www.satspapersguide.co.uk

My Circus Life

Interview by Kari Kamin



Some people might be good at their jobs, but performer Vladik Miagkostourov was actually born to do his! Raised by two Moscow Circus performers, young Vladik was tutored early on by his juggler father. By age nine, he'd perfected enough of his natural acrobatic and juggling skills to work full time with the circus.

Combining a seamless mix of acrobatics, dance and juggling, the star has performed with a range of companies in Paris and Monte Carlo. Several years ago, Vladik – who is now 28, married and a dad – began as a character in Dralion, an epic performance piece.

What will most appeal to kids about this show?

For children, the clowns! The show itself, I'm sure the kids will love because there are a lot of acrobatics. There's a lot of movement. It's very colourful. It's an uplifting show. You leave feeling happy. There's always something going on onstage.

You've performed this character for many years, since 2006. How often does your routine in Dralion change?

I'm always changing it. This routine I've actually been doing for 14 years. Every time I look at it, I'm putting in a new trick or changing the choreography. It's constantly changing.



Do those changes happen naturally, or are you looking for ways to change it?

Sometimes those changes happen naturally, yeah. Sometimes I say to myself, "Wait a minute! I'm doing this differently." I don't know how it even happens. Some things, of course, I modify deliberately; I add a trick in or something. It's easy to do it in practice. I have many, many tricks in training. But when you're on stage, it's different because you really have to have it perfect. Especially because you get used to doing the same things for that long. So when you start to put in something new, you automatically feel your body doing something wrong. [Laughs]

How does your daughter react to your act?

Actually, she likes it! After she was ten months old, she started walking. You know when they start walking, they just run away. Surprisingly when you watch a show with her, as soon as we sit down, she's sitting there, watching the show. I don't know; maybe she'll be a performer also.

Did you react similarly when your father performed?

Yeah, yeah! All the shows they were doing, the kids were running around backstage. For me, I really liked watching.

Are there any particular lessons your father taught you that you still use today?

Everything he taught me! [Laughs] He taught me everything. One main thing: if you want to juggle, try and take dance classes. Do some other stuff, especially dance and acting. It helps you be a better performer. As a performer, you should be able to move well onstage and present yourself. It's very important. I was lucky because my parents started taking me to dance classes when I was four years old. That's a big part of it. My act is more performance juggling. I do movement and acrobatics, so it's not just static juggling. It makes it more interesting.



This text is about a young girl called Penelope who describes an unusual experience in her home. The story takes place in the early 20th century before electric lights were common in most households.

A Traveller in Time


Ours was a steep, crooked stair, with a handrail on one side, very narrow, with rooms leading off it so suddenly that it was easy to fall headlong as one stepped from a doorway. We had wallpaper with leaves on it, like a green wood in spring, and I used to sit on the stairs, pretending I was in a forest with birds singing around me. I was sitting there one evening, with my feet tucked under me, in a blue dusk, waiting for the lamplighter to come whistling down the street to bring a gleam to the stairway. There was a street lamp near, and this shone over the door and saved us from using our own gas-lamp.

I was suddenly aware how quiet it was. I might have been the only person in the world. Even the clock stopped ticking, and the mice ceased rustling in the wainscot. I turned my head and saw a lady coming downstairs from the upper floor. She was dressed in a black dress which swept round her like a cloud, and at her neck was a narrow white frill which shone like ivory. Her eyes were very bright and blue as violets. I sprang to my feet and smiled up at her, into the beautiful grave face she bent towards me. She gave an answering smile, and her deep-set eyes seemed to pierce me, and I caught my breath as I stood aside to let her pass. I never heard a footstep; she was there before I was aware.

She went by as I leaned against the wall, and I pressed myself against the paper to leave room for her full floating skirts which took all the stairway. I never felt them touch me, and this gave me a curious sensation. Soundlessly she swayed down the stairway, and I stood watching her, smelling the sweet, faint odour of her dress, seeing the pallor of the hands which held her ruffled skirts, yet hearing nothing at all.



I leaned over the rail to watch her, and suddenly she was gone. The clock ticked loudly, the sounds of the street came to my ears, the lamplighter's whistle, clear and round, fluted through the air, and the bright gleam of the gas danced upon the patterned wall. I ran downstairs and pushed open the door into the sitting room, expecting to see her there. The room was empty, and I went thoughtfully down to the basement where my mother was cooking, and I asked about the lady.



“There is no one, child,” she exclaimed. “You’ve imagined her. It is easy to think you see someone in the dusk with flickering street lights falling on the walls. It was the shadow of somebody in the street perhaps.”

I was positive I had seen the lady and I described her.

Mother was very quiet, as if she were thinking what to say next. Then she changed the conversation, asking me if I would like to make treacle toffee that night.



2022 key stage 2 English reading booklet

Print version product code: STA/22/8411/p ISBN: 978-1-78957-260-5

Electronic PDF version product code: STA/22/8411/e ISBN: 978-1-78957-280-3

For more copies

Additional copies of this book are not available during the test window.

They can be downloaded afterwards from

<https://www.gov.uk/government/collections/national-curriculum-assessments-practice-materials>.

© Crown copyright 2022

Re-use of Crown copyright in test materials

Subject to the exceptions listed below, the test materials on this website are Crown copyright and you may re-use them (not including logos) free of charge in any format or medium in accordance with the terms of the Open Government Licence v3.0 which can be found on the National Archives website and accessed via the following link: www.nationalarchives.gov.uk/doc/open-government-licence. When you use this information under the Open Government Licence v3.0, you should include the following attribution: 'Contains material developed by the Standards and Testing Agency for 2022 national curriculum assessments and licensed under Open Government Licence v3.0' and where possible provide a link to the licence.



Exceptions – third-party copyright content in test materials

You must obtain permission from the relevant copyright owners, as listed in the '2022 key stage 2 tests copyright report', for re-use of any third-party copyright content which we have identified in the test materials, as listed below. Alternatively, you should remove the unlicensed third-party copyright content and/or replace it with appropriately licensed material.

Third-party content

The Parsnips: Taken from *Girls F.C. 6: What's Ukrainian for Football?*, Walker Books Ltd, 2009. Author: Helena Pielichaty.

My Circus Life: Adapted from an article in *Timeout Magazine Chicago*, 2012 by Kari Kamin.

A Traveller in Time: Taken from *A Traveller in Time*, Jane Nissen Books, 2007. Author: Alison Uttley.

Images within this test are not necessarily covered under © Crown copyright. Please refer to the copyright report for all details relating to the use of images.

These texts and illustrations have been incorporated into this test paper solely for the purposes of the examination in accordance with Section 32 of the Copyright, Designs and Patents Act 1988, as amended by the Copyright and Rights in Performances (Research, Education, Libraries and Archives) Regulations 2014. No copyright or clearance for any other use has been obtained or sought.

The texts used in national curriculum assessments are carefully selected to ensure that they are suitable for pupils. Please note, however, that they are often taken from wider materials and you should review the content from the source material before using it with your pupils.

If you have any queries regarding these test materials, contact the national curriculum assessments helpline on 0300 303 3013 or email assessments@education.gov.uk.